



District Report Card: 2017


State: Tamil Nadu	District: Perambalur
Class: 3	Subject: Mathematics
Schools: 61	Students: 1045


Participation/Coverage


Students

<div>GENDER</div> <div></div>	Boys		Girls	
	Number	%	Number	%
	530	50.72	515	49.28

<div>AREA</div> <div></div>	Rural		Urban	
	Number	%	Number	%
	975	93.30	70	6.70

<div>CATEGORY</div> <div></div>	SC		ST		OBC		GEN	
	Number	%	Number	%	Number	%	Number	%
	391	37.42	28	2.68	601	57.51	25	2.39

<div>CWSN</div> <div></div>	LD	VI	HI	S&LD	ID	Oth
	3	1	0	6	3	6

<div>Management</div> <div></div>	Government		Government-aided	
	Number	%	Number	%
	779	74.55	266	25.45

Average Performance of Students in Mathematics (%)

Overall	Gender		Area		Management		Social Group			
	Male	Female	Rural	Urban	Govt.	Aided	SC	ST	OBC	GEN
67.37	68.34	66.37	67.99	58.67	66.90	68.75	65.81	67.38	68.22	71.20

Performance on Learning Outcomes (LOs)

Learning Outcomes	Description	Average Performance(%)
M301	Reads and writes numbers up to 999 using place value	66.54
M302	Compares numbers up to 999 based on their place values	81.15
M303	Solves simple daily life problems using addition and subtraction of three digit numbers with and without regrouping	60.27
M304	Constructs and uses the multiplication facts (up till 10) in daily life situations	63.92
M305	Analyses and applies an appropriate number operation in the situation/ context	44.50
M306	Explains the meaning of division facts by equal grouping/sharing and finds it by repeated subtraction	64.02
M309	Identifies and makes 2D-shapes by paper folding, paper cutting on the dot grid, using straight lines etc.	90.32
M311	Fills a given region leaving no gaps using a tile of a given shape	55.00
M312	Estimates and measures length and distance using standard units like centimeters or meters & identifies relationships	29.14
M317	Reads the time correctly to the hour using a clock/watch	79.62
M318	Extends patterns in simple shapes and numbers	63.39
M319	Records data using tally marks, represents pictorially and draws conclusions	91.87

Range of Performance of Students who Answered Correctly							
Below 30%		30% - 50%		50% - 75%		Above 75%	
Number	%	Number	%	Number	%	Number	%
48	4.59	172	16.46	429	41.05	396	37.89

Lowest Performing Learning Outcomes (LOs)

- 1 - Estimates and measures length and distance using standard units like centimeters or meters & identifies relationships (29.14)
- 2 - Analyses and applies an appropriate number operation in the situation/ context (44.50)
- 3 - Fills a given region leaving no gaps using a tile of a given shape (55.00)
- 4 - Solves simple daily life problems using addition and subtraction of three digit numbers with and without regrouping (60.27)
- 5 - Extends patterns in simple shapes and numbers (63.39)